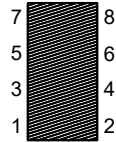


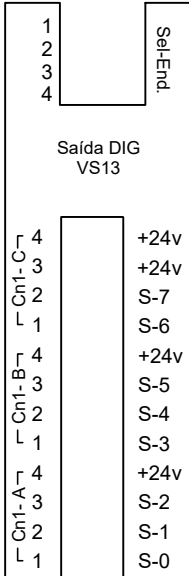
Saída DIG

**TOPO
S-DIG**



Saída DIG

**BORNE
S-DIG**



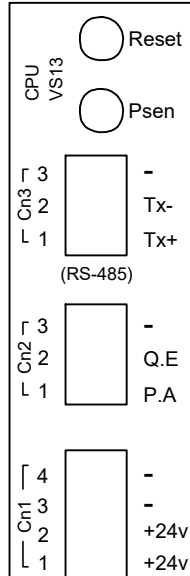
CPU

**TOPO
CPU**



CPU RS-232

**BORNE
CPU**



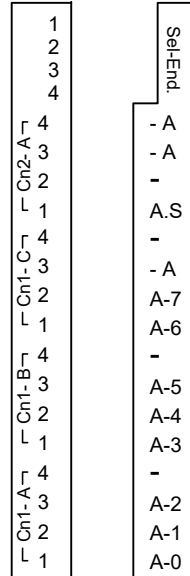
Entrada ANL

**TOPO
E-ANL**



Entrada ANL

**BORNE
E-ANL**



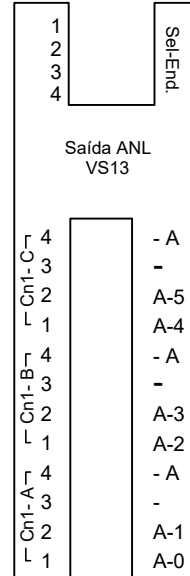
Saída ANL

**TOPO
S-ANL**



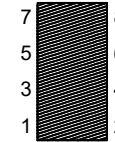
Saída ANL

**BORNE
S-ANL**



Entrada DIG

**TOPO
E-DIG**



Entrada DIG

**BORNE
E-DIG**

